


There's a Difference with Direct!

Direct Lift is one of several brands that comprise the Vehicle Service Group (VSG), a global business and part of the Dover Corporation. Dover is a Fortune 300 Company that is publicly traded on the New York Stock Exchange. VSG maintains three operation centers including its own ISO-9001 manufacturing facilities in three global regions: Asia, Europe and North America. VSG has been in the business of designing, manufacturing and selling vehicle service lifts since 1925.

Direct Lift products are made in one of our own Vehicle Service Group plants. We control the manufacturing of each lift to meet our company's quality standards and each is rigorously tested before leaving our factory. In addition to being compliant to the coveted ISO-9001 certification, we have also received numerous European certifications. In North America, three of our four-post Pro Park Series lifts are also ALI/ETL certified.

Direct Lift has sold more than 100,000 car, truck and motorcycle lifts throughout the world to enthusiasts, restoration specialists, vehicle technicians and repair shop owners. For extra peace-of-mind, we offer a warranty that exceeds industry standards.



Choose the Direct route.

Put your confidence in the world's leading lift company.

Direct Lift stands behind every lift sold with a "6 Point Promise" to each of our customers.

1 Peace-Of-Mind

Owned by the Vehicle Service GroupSM (A Dover Company - NYSE:DOV) with over 85 years of experience in the lift business.

2 Proven Confidence

More than 100,000 lifts sold throughout North America!

3 Unmatched Quality

We control the product quality. Every Direct lift is built in one of three global ISO 9001 certified manufacturing facilities that we own.

4 Third Party Validation

Three Pro Park Series four-post lifts are ALI/ETL certified.

5 Quick Delivery

Extensive network of warehouses for quicker delivery or ease of pick-up.

6 Post-Sale Commitment

We stand behind each product with a team of service specialists and a warranty that exceeds industry standards.



www.directlift.com

Lit# DL_Product_Brochure_2014.04 (SUPERCEDES Lit# DL_Full Line_Brochure_2013.02)
©2014 Direct-Lift®, a Vehicle Service GroupSM brand. Printed in U.S.A., All Rights Reserved. Unless otherwise indicated, DIRECT-LIFT, Vehicle Service GroupSM, DOVER and all other trademarks are property of Dover Corporation and its affiliates.

Find us on For information on the full line of products and pricing, visit www.directlift.com/hrg or call toll-free at 866-347-5438


Direct Lift

CHOOSE THE DIRECT ROUTE

GUARANTEED QUALITY



AUTOS



TRUCKS



MOTORCYCLES

OFFICIAL VEHICLE LIFT

OF THE *Barnett-Jackson* AUCTIONS

WWW.DIRECTLIFT.COM

FOUR POST LIFTS

GOLD CERTIFIED PRO PARK 8S 8,000 LB. CAPACITY

DOUBLE YOUR PARKING INSTANTLY!

72" LIFTING HEIGHT
68" CLEARANCE UNDER RUNWAY



Shown: PP8SPY11

GOLD CERTIFIED PRO PARK 8PL 8,000 LB. CAPACITY HIGHER & LONGER THAN PRO PARK 8S

TURN ONE PARKING SPOT INTO TWO!


86" LIFTING HEIGHT GREATER UNDER VEHICLE CLEARANCE
81" CLEARANCE UNDER RUNWAY





Shown: PP8PLPY11

Pro Park Lifts Feature:

- Exclusive adjustable **lock ladder leveling system** - allows your lift to be level at any height even on uneven floors
- Single point lock release
- 110 Volt operation
- Steel approach ramps included
- Powder coat finish



Pro Park Lifts Include:*



*Accessories not included with Pro Park 8B

GOLD CERTIFIED PRO PARK 9PLUS 9,000 LB. CAPACITY

COMMERCIAL GRADE FOR SHOP OR GARAGE!

85" LIFTING HEIGHT GREATER UNDER VEHICLE CLEARANCE
80" CLEARANCE UNDER RUNWAY



Installation Requires 4" of Concrete

Shown: PP9PY11

COMPARE AND SAVE!


NEW!
PP 8B
8,000 LB. CAPACITY
FOUR POST LIFT

72" LIFTING HEIGHT

**DON'T NEED ALL THE EXTRAS?
CALL US FOR DETAILS!**

Pro Park Four Post Accessories

PRO JACK 3500



- 3,500 lbs. capacity
- Economical sliding jack
- Adjustable to fit most lifts
- Requires no air or electricity
- Used on PPB and PPB Plus

PRO FLOOR 8 / 9



Versatile tool for storage needs!

- Compatible with ProPark 8 and 9
- Weights: 25 and 30 lbs.
- PRO FLOOR 8S, 8P / Part # H4D - 8000
- PRO FLOOR 9 / Part # SH4D - 9000

PRO JACK 4500



- 4,500 lbs. capacity
- Manual hydraulic hand pump
- Requires no air or electricity
- Used on Pro Park 9 Plus model



Compare our quality and price!

Sold in sets of two only



WHEEL DOLLIES

- Holds up to 1,000 lbs. each
- Formed steel with 4 ball bearing swivel casters

Is your lift is Gold Certified?

Pro Park series 8S, 8PL and 9Plus four-posts lifts are ALI Certified. It takes a combination of the design, engineering excellence and quality manufacturing to earn this certification. It is extra assurance for you that your lift meets the highest industry safety and performance standards. **Look for the Gold label.**



4 POST SPECIFICATIONS	PP8S	PP8PL	PP9PL	PP8B
Capacity	8,000 lbs.	8,000 lbs.	9,000 lbs.	8,000 lbs.
Lifting Height	72"	86"	84"	72"
Overall Length w/Approach Ramps	208"	222.25"	223.5"	208"
Overall width (with motor)	115.5"	115"	136"	115.5"
Overall width (without motor)	103.5"	103.5"	121"	103.5"
Overall Length without Approach Ramps	176"	190"	192.5"	176"
Approach Ramps	37"	36.75"	31"	37"
Runway Width	18.5"	18.5"	21.5"	18.5"
Runway Length	166"	180"	188"	166"
Runway Thickness	4.5"	5"	5"	4.5"
Drive through width (Outside of tire to outside of tire)	80.5"	80.5"	97"	80.5"
Height of Columns	83"	95.75"	97"	83"
Clearance Between Columns	94"	94"	109.5"	94"
Clearance Between Runways	37"	37.75"	39.5"	37"
Outside Runway to Outside Runway	75"	74.75"	79.5"	75"
Clearance Under Runways	68"	81"	81"	68"
Motor	110 Volt, 1HP	110 Volt, 1HP	110 Volt, 1HP	110 Volt, 1HP
Shipping Weight	1,820 lbs.	1,920 lbs.	2,350 lbs.	1,820 lbs.
Gold Certified	Yes	Yes	Yes	No

Specifications subject to change without notice or liability.

Direct-Lift

866-347-5438

WWW.DIRECTLIFT.COM

TWO POST LIFTS



PERFECT CHOICE FOR LOW CEILINGS

HR8000 8,000 LBS. CAPACITY LIFT

FEATURES:

- Symmetric arms
- Powder coat finish
- Truck adapters included
- Base plate model
- Anchor bolts included

BEST VALUE IN THE INDUSTRY

Installation Requires 4" of Concrete
Available in Black only

NEW!

DL9 9,000 LB. CAPACITY TWO POST LIFT



Installation Requires 4" of Concrete

Available in Blue only

ASYMMETRIC ARM DESIGN WITH SYMMETRIC POST FOR EASE OF VEHICLE ENTRY AND EXIT

FEATURES

- Commercial grade clear floor model
- Single point lock release
- Self-setting locking system
- Padded shut-off bar
- Asymmetric arm design
- Symmetric post design
- Powder coat finish
- Truck adapters included
- Anchor bolts included

VERSATILE & PRODUCTIVE



IDEAL FOR LOW CEILINGS IN SHOPS AND GARAGES

PRO9F 9,000 LBS. CAPACITY LIFT

FEATURES

- Commercial grade
- Symmetric arms
 - automatic arm restraints
- Powder coat finish
- Dual hydraulic cylinders
 - dual safety latches
- Truck adapters included
- Base plate model
- Anchor bolts included

Installation Requires 4" of Concrete
Available in Blue only

MID RISE LIFTS

PERFECT LIFT FOR BODY SHOPS AND LOW CEILING GARAGES

PRO 6MR 6,000 LBS. CAPACITY LIFT PORTABLE MID-RISE



110 Volt Power Unit



Available in Black only

FEATURES:

- Commercial grade
- 110 Volt power unit
- Twin hydraulic cylinders
- Safety locks at 7 locking positions
- Single point lock release
- 30 second lifting time
- Separate motor stand included
- Free standing
- Powder coat finish



Set of 4 Truck Adapters included at no cost.

RESTORATION CAR AND TRUCK BODIES ROTISSERIE

3,000 LBS. CAPACITY

FEATURES:

- Commercial grade - designed and tested to industry standards
- Two hydraulic cylinders
- Powder coat finish
- Casters are designed with quality polypropylene wheels
- Adjustable height, width and length
- Mounting accessories included

FULLY ADJUSTABLE 360 DEGREES OF MOVEMENT



Available in Black only



Rotisserie in use with universal door bar

2 POST SPECIFICATIONS	HR8000	DL9	PRO9F
Capacity	8,000 lbs.	9,000 lbs.	9,000 lbs.
Overall Height	111" (9' 3")	143.375" (11' 11.375")	111" (9' 3")
Lifting Time	60 Seconds	45 Seconds	45 Seconds
Inside Column	111" (9' 3")	109" (9' 1")	107" (8' 11")
Maximum Lift Height	79" (6' 7")	76" (6' 4")	79" (6' 7")
Overall Floor Width	135" (11' 3")	131" (10' 11")	138.5" (11' 6.5")
Drive Thru	101.5" (8' 5.5")	99" (8' 3")	97.25" (8' 1.25")
Motor	2HP, 220 Volt, Single Phase	2HP, 220 Volt, Single Phase	2HP, 220 Volt, Single Phase
Column Size	7" x 11"	6.82" x 10.5"	7.5" x 14.5"
Base of Lift	13.5" x 18"	15" x 18"	17.5" x 20.5"
Minimum Pad Height	3.625"	3.625"	4.5"
Shipping Weight	1,450 lbs.	1,500 lbs.	1,730 lbs.

MID RISE PRO6MR	ROTISSERIE
Capacity	6,000 lbs.
Height-Lowered (Swing Arms)	5"
Height Raised Maximum	52" (4' 4")
Width	41" (3' 5")
Length	83" (6' 11")
Small Truck Adapter	1.5"
Large Truck Adapter Lowered	5.5"
Large Truck Adapter Raised	7.75"
Motor	110V, 1HP
Shipping Weight	975 lbs.

Capacity	3,000 lbs.
Overall Width (Adjustable Mounting Brackets)	13.25" - 53.25"
Maximum Width of Vehicle	85"
Working Height	18" - 48"
Working Length Max	228"
Main Frame Tube Size	3" x 3"
Shipping weight	640 lbs.

Specifications subject to change without notice or liability.

MOTORCYCLE / ATV LIFTS

PRO CYCLE

PERFECT FOR THE HOBBYIST OR MOTORCYCLE SHOP

1,000 LB. CAPACITY

FEATURES:

- 93" extended table length standard
- 20" approach ramp
- Powder coat finish
- Air operated with foot pedal operation
- Five locking positions
- Wheel vise
- Diamond surface



PRO CYCLE XLT

XLT - 48" WIDE TABLE GREAT FOR ATVS, MOTORCYCLES AND GOLF CARTS

1,000 LB. CAPACITY

FEATURES:

- Extended length standard
- 93" table length / 48" wide table
- 20" approach ramp
- Wheel vise
- Five locking positions
- Wheeled dolly included
- Powder coat finish
- Diamond surface
- 2 (12") removable side extensions included
- Air operated with foot pedal operation



PRO CYCLE DT

DROPTAIL FOR EASIER WHEEL SERVICE

1,000 LB. CAPACITY

FEATURES:

- Same as Pro Cycle XLT
- Includes "Drop Tail" for wheel service



Photos show droptail removed from the lift.



Shown: Optional BLACK JACK Wheel Service Jack

PRO CYCLE XLT DT

DROPTAIL WHEEL SERVICE

1,000 LB. CAPACITY

FEATURES:

- Same as Pro Cycle XLT
- Includes "Drop Tail" for wheel service



Photo shows droptail being removed from the lift.

SPECIFICATIONS	PRO CYCLE	PRO CYCLE DT	PRO CYCLE XLT	PRO CYCLE XLT DT
Length w/ ramp	113" (9' 5")	113" (9' 5")	113" (9' 5")	113" (9' 5")
Length w/o ramp	93" (7' 9")	93" (7' 9")	93" (7' 9")	93" (7' 9")
Removable approach ramp	20"	20"	20"	20"
Air Requirements	90 - 100 PSI	90 - 100 PSI	90 - 100 PSI	90 - 100 PSI
Width	24" (2')	24" (2')	48" (4')	48" (4')
Full Rise	33" (2' 9")	33" (2' 9")	33" (2' 9")	33" (2' 9")
Fully Lowered	7.25"	7.25"	7.25"	7.25"
Weight Capacity	1,000 lbs.	1,000 lbs.	1,000 lbs.	1,000 lbs.
Shipping Weight	450 lbs.	450 lbs.	700 lbs.	700 lbs.
Length of Cut Out	—	19.5"	—	19.5"

Specifications subject to change without notice or liability.

MOTORCYCLE ACCESSORIES

BLACK JACK

EASIER WHEEL SERVICE - ALL ADAPTERS INCLUDED

FEATURES:

- Perfect for wheel removal
- Adjustable heights
- Powder coat finish
- Fits all motorcycle lifts, under motorcycles, ATV's, lawn mowers, etc.



Part # BJ10BK

Allows for multiple lifting combinations

PRO CYCLE XLT KIT



Part # XLTBK

- Allows for work on ATVs and motorcycles
- Kit included with Pro Cycle XLT and XLT DT
- Fits Pro Cycle and Pro Cycle DT models

WHEEL DOLLY

- This removeable handle allows motorcycle lift to be moved in your garage or shop.




Part # AL-5500

CHOPPER EXTENSION

FEATURES:

- Allows for work on extended length Choppers
- Fits Pro Cycle and Pro Cycle DT models
- Increases lift table length to 106"



Part # ALEXEBK